



**27" 4K HDR P3 PREMIUM MONITOR**

KUM-2710D is a 27" UHD(3840x2160) HDR reference monitor with 1000 Nits brightness. 10Bit IPS panel covers up to 98% P3 wide color gamut. It supports 2x12G/6G-SDI and 2x3G/HD-SDI signal inputs, quad split mode supports various signal formats on split window. HDR displays works with PQ and HLG. KUM-2710D is a suitable 27inch size especially for production.



**Panel**

Model No.	KUM-2710D
Backlight	LED, 98% P3
Size	27"
Resolution	3840 × 2160
Aspect Ratio	16 : 9
Viewing Angle	178°(H) / 178°(V)
Color Depth	1.07B
Brightness	1000cd/m <sup>2</sup>
Contrast Ratio	1400:1

**Input**

1 x SDI SFP+	SDI SFP+ input cage
1 x HDMI 2.0	HDMI 2.0 Signal
2 x BNC	12G-SDI 1/2 signal inputs <i>(Auto-detected and compatible to 6G/3G/HD/SD-SDI)</i>
2 x BNC	3G-SDI 3/4 signal inputs <i>(3G/HD/SD-SDI auto detected)</i>

**Output**

2 x BNC	12G-SDI 1/2 signal outputs <i>(Auto-detected and compatible to 6G/3G/HD/SD-SDI)</i>
2 x BNC	3G-SDI 3/4 signal outputs <i>(3G/HD/SD-SDI auto detected)</i>

**Audio In & Out**

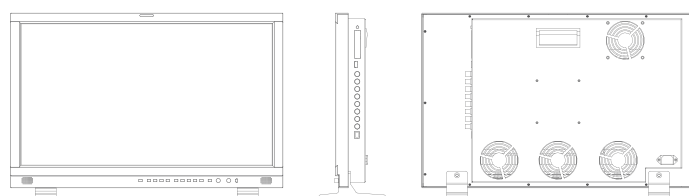
SDI/HDMI Audio In	16 Channels SDI 2 Channels HDMI embedded audio
Audio Meter Display	Vertical Horizontal audio level meter display
Audio Headset Output	3.5mm headset jack
Built-in Speaker	2.5W×2

**General**

Input Voltage	AC 100-240V 50/60Hz
Power Consumption	120 W
VESA Installation	VESA MIS-D (100×100mm)
Accessory	Power Cord /Desktop stand

▣ Specifications may be changed without prior notice.

**Main Body**




**Specifications**

- 3840x2160 4K resolution, 10Bit LCD panel
- 1000 Nits high brightness
- 12 Bit Video Processing, image no delay
- 2 x 12G-SDI inputs and outputs (6G/3G/HD/SD-SDI auto detect)
- 4K 12G-SDI single link signal, upto 4096 x 2160 60p
- 4K signal: 2 Sample Interleave (2SI), Square Division (SQD)
- 1 x HDMI 2.0 input, 1 x SDI SFP+ module optical input cage
- 4K Mode, Quad-Split Mode, FHD single picture mode
- 4 x SDI/HDMI Quad-View: mixed inputs&frequency rates
- Free Quad-View(boarder control/window adjustment )
- SDR and HDR comparison, HDR Auto Setting
- S1- S8 Eight Selectable Scene Settings
- Firmware upgrade/LUT file import via USB/Ethernet
- Payload ID, Dynamic and Static UMD/IMD Display
- GPI (selectable/markable windows)
- 3D LUT Color calibration with LightSpace & CalMAN
- Color Gamut (REC709/EBU/DCI-P3 D65/DCI-P3/REC2020/Bypass)
- HDR: PQ (ST2084) , HLG(1.0, 1.1, 1.2, 1.3, 1.4, 1.5)
- Camera SDR Log Curves:S-Log1/2/3(709), Log-C(709)
- Camera SDR Log Curves:C-Log 1/2/3(709)
- Camera HDR Log Curves : S-Log 1/2/3 (HLG/PQ), Log-C (HLG/PQ)
- 3rd-party 3D LUT files import(USER1/USER2)
- Gamma (2.0, 2.2, 2.4, 2.6)
- 4K HDR Waveform, Vector Scope, Black Lift
- Picture Flip, Focus Assist, False Color, Zebra
- Marker/Outside Box Control Adjustment
- Scan, Blue/Mono Only
- 16ch Embedded Audio Level Meters
- 608/708 CC Closed Caption
- Key Lock, Video Freeze

**4K Signal, Native 4K Resolution**

Native 4K resolution, 4K 12G-SDI single link supports utmost 4096 x 2160 60p format, 2 x 12G-SDI signal inputs and outputs (auto detected 6G/3G/HD/SD-SDI), 1xHDMI2.0 input, 1xSDI SFP + module input cage.



**Motion-Adaptive Interlace to Progressive**

Realizing quick response of the fast moving image, avoids dizzy, saw tooth and other problems, ensures clearer and smoother image, well-satisfied high-end demanding workflows such as live sports, camera shaking and rolling subtitles etc.




**Quad View Mode**

You can input 4x independent SDI sources or 3x independent SDI sources and 1x HDMI source to quadview, support different SDI or HDMI format mixed inputs with different frequency rate.



**2SI and SQD 4K signal**

4K 2 Sample Interleave (2SI) : Pixel based segmentation




4K 2 Sample Interleave (2SI) : Pixel based segmentation



4K Square Division (SQD) : Quadrant based segmentation

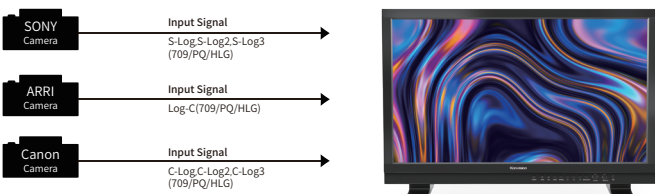
**High Dynamic Range(HDR)**

Konvision KUM 4K, 8K and KVM-6X series support HDR display. Adjustable HDR modes include PQ(ST2084), HLG with Rec 2020 color gamut. It reproduces a greater dynamic range of luminosity and provides extremely high level picture quality.



**EOTF Curve Conversions**

Konvision KUM 4K, 8K and KVM-6X series supports a variety of EOTF curve conversion applicable to the broadcast industry and digital film standard. A preset of lots of HDR log, SDR logs and gamma curve selection, so as to realize the perfect combination with the camera system.




**3D LUT Color Calibration**

Compatible with Lightspace and Calman calibration software, Konvision monitors apply K10-A probe (professional level) to achieve a precise color. Monitor's also workable with universal colorimeters including CA210, CA310, CS200, CR100, CR250, X-Rite i1 Display.



**3D LUT files import**

With the LUT loading function, users can load 2 different 3D LUT files with different color types according to their own needs, making DIT, post production and grading work simpler and more intuitive, optimizing the work flow and improving work efficiency.



**4K HDR Waveform (Alarm), Vectors**

4K HDR Waveform. SDI and HDMI support Waveform, Vectorscope, Histogram. When luminance reaches or exceeds the preset value, the over exposure areas will be red marked (Waveform Alarm).



**Black Lift**

Increasing the brightness and contrast ratio in the dark areas, Black Lift function can show more shadow details of the input signal. Black Lift can be used for double checking the shadow detail of the dark areas to avoid any missing information.




**False Color**

Check exposure of the image. Blue, cyan, green, yellow, orange and red color be displayed in turn to show the luminance or brightness values of the image from darkest to brightest, enables an achievement of proper exposure without applying external test equipment.



**Focus Assist**

Focus assist aids the camera operator in obtaining the sharpest possible picture, it will mark with red color where the sharp edges appear on the screen.



**Zebra**

Display the overexposed areas (too bright) of the image with zebra stripes, aids the camera operator to control the luminance, in order to avoid overexposure. This feature is very effective for proper exposure.

